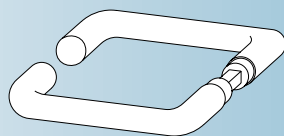
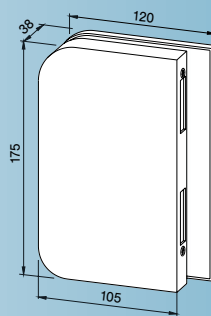
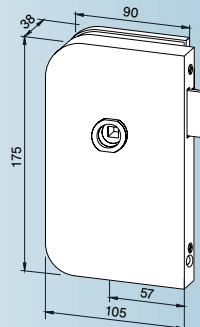
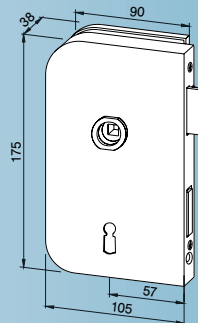
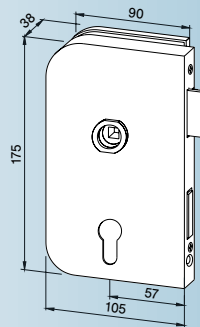


DORMA Junior-Office



Locks and latches ... with lever guide, to DIN 18 251, Class 3 with lever guide

Public building type
Prepared for 11.260 / 11.261*
Europrofile cylinder, with night latch function

Warded lever lock without night latch function, supplied with 2 keys 11.262 / 11.263*

Non-locking 11.264 / 11.265*

Strike box for double doors 11.206 / 11.207*

Set of levers
Tubular, aluminium 10.301
Polyamide (nylon) coated steel 10.303

*LH/RH